

## Stevens Point Bicycle-Pedestrian Count

### All-Direction Totals

**September 2018**

Wednesday, September 12

3:30 - 5:30 pm

Sunny, 80°

Saturday, September 15

10:00 am - noon

Hazy to Sunny, 70°-82°

Location	Male	Female	Total	Male	Female	Total	Male	Female	Total	Male	Female	Total
	Bicyclists	Bicyclists	Bicyclist	Pedestrian	Pedestrian	Pedestrian	Bicyclists	Bicyclists	Bicyclist	Pedestrian	Pedestrian	Pedestrian
1. I-39 Underpass at Joerns Dr	15	4	19	14	10	24	8	10	18	2	2	4
2. Patch and Green Circle Trail	50	13	63	26	11	37	24	19	43	8	11	19
3. West River Drive and HH	21	3	24	9	2	11	0	0	0	0	0	0
4. Crosby and Water	39	7	46	11	8	19	19	13	32	353	815	1168
5. Main and Division	29	12	41	28	28	56	22	13	35	16	27	43
6. Main and Michigan	18	7	25	14	23	37	0	0	0	0	0	0
7. Franklin and Division	47	29	76	87	85	173	26	9	35	23	29	52
8. Jefferson and Michigan	18	12	30	7	6	13	13	7	20	12	11	23
9. Fourth and Division	41	24	65	88	83	171	35	11	46	30	45	75
10. Northpoint and Michigan	28	7	35	102	57	159	12	11	23	93	119	212
11. West River and Clark	29	14	43	3	5	8	8	7	15	27	12	39
12. Main and Strongs	55	23	78	91	92	183	32	21	53	222	371	593
13. Whiting and Water	26	12	38	6	11	17	18	5	23	10	4	14
Jefferson/Wisconsin and Division	24	10	34	28	17	45	32	11	43	10	8	18
Minnesota and Stanley	25	9	34	10	22	32	10	4	14	6	10	16
<b>Total</b>	<b>465</b>	<b>186</b>	<b>651</b>	<b>524</b>	<b>460</b>	<b>985</b>	<b>259</b>	<b>141</b>	<b>400</b>	<b>812</b>	<b>1464</b>	<b>2276</b>
	71.4%	28.6%		53.2%	46.7%		64.8%	35.3%		35.7%	64.3%	

**Stevens Point Bicycle-Pedestrian Count**  
**All-Direction Totals**  
**September 2018**

Wednesday, September 12  
 3:30 - 5:30 pm  
 Sunny, 80°

Location	Bicyclists	Pedestrians	Other	Total	Comment
1. I-39 Underpass at Joerns Dr	19	14	0	33	
2. Patch and Green Circle Trail	63	37	0	100	
3. West River Drive and HH	24	11	0	35	
4. Crosby and Water	46	19	2	67	
5. Main and Division	41	56	0	97	
6. Main and Michigan	25	37	0	62	
7. Franklin and Division	76	173	1	250	
8. Jefferson and Michigan	30	13	0	43	
9. Fourth and Division	65	171	1	237	
10. Northpoint and Michigan	35	159	0	194	CC Teams + 4 deer
11. West River and Clark	43	8	0	51	
12. Main and Strongs	78	183	2	263	
13. Whiting and Water	38	17	0	55	
Jefferson/Wisconsin and Division	34	45	0	79	
Minnesota and Stanley	34	32	1	67	
<b>Total</b>	<b>632</b>	<b>961</b>	<b>7</b>	<b>1600</b>	

Saturday, September 15  
 10:00 am - noon  
 Hazy to Sunny, 70°-82°

Bicyclists	Pedestrians	Other	Total	Comment
18	4	0	22	
43	19	0	62	
0	0	0	0	
32	1168	1	1201	Market and Art in the Park
35	43	0	78	
0	0	0	0	
35	52	0	87	
20	23	1	44	
46	75	4	125	No longer on MS Walk
23	212	0	235	On new MS Walk route
15	39	0	54	
53	593	0	646	
23	14	0	37	
43	18	0	61	
14	16	0	30	
<b>382</b>	<b>2272</b>	<b>6</b>	<b>2660</b>	

## September Weekday Counts

### I-39 Underpass at Joerns Drive

	Bike	Ped	Other	
2018	19	14	0	Sunny, 80°
2016	18	37	0	Sunny, 68°
2014	14	4		Sunny, warm
2012	19	0		Sunny, 80's
2011	7	1		

### Patch and Green Circle

	Bike	Ped	Other	
2018	63	37	0	Sunny, 80°
2017	52	27	0	Sunny, 80°
2016	41	14	1	Sunny, 68°
2014	35	18		Sunny, warm
2012	70	13		Sunny, 80's
2011	48	15		

### West River and HH

	Bike	Ped	Other	
2018	24	11	0	Sunny, 80°
2016	9	31	0	Sunny, 68°

### Crosby and Water

	Bike	Ped	Other	
2018	46	19	2	Sunny, 80°
2017	44	123	1	Sunny, 80°
2016	31	94	3	Sunny, 68°
2014	29	55		Sunny, warm
2012	57	41		Sunny, 80's
2011	39	48		

### Main and Division

	Bike	Ped	Other	
2018	41	56	0	Sunny, 80°
2017	78	55	6	Sunny, 80°
2016	48	59	5	Sunny, 68°
2014	70	83		Sunny, warm
2012	75	79		Sunny, 80's

### Main and Michigan

	Bike	Ped	Other	
2018	25	37	0	Sunny, 80°
2017				Sunny, 80°
2016	27	44	1	Sunny, 68°
2014				Sunny, warm

2012 Sunny, 80's

Franklin and Division

	Bike	Ped	Other	
2018	76	173	1	Sunny, 80°
2017	101	169	7	Sunny, 80°
2016	100	220	7	Sunny, 68°
2015				

Jefferson and Michigan

	Bike	Ped	Other	
2018	30	13	0	Sunny, 80°
2017	35	31	0	Sunny, 80°
2016	37	32	1	Sunny, 68°
2015				

Fourth and Division

	Bike	Ped	Other	
2018	65	171	1	Sunny, 80°
2017	89	190	4	Sunny, 80°
2016	84	191	3	Sunny, 68°
2014	118	220		Sunny, warm
2012	129	240		Sunny, 80's
2011	94	186		

Northpoint and Michigan/Reserve

	Bike	Ped	Other	
2018	35	159	0	Sunny, 80°
2017	51	98	0	Sunny, 80°
2016	51	97	0	Sunny, 68°
2014	37	153		Sunny, warm
2012	38	36		Sunny, 80's
2011	7	38		

West River and Clark

	Bike	Ped	Other	
2018	43	8	0	Sunny, 80°
2017	16	16	0	Sunny, 80°
2016	16	7	0	Sunny, 68°
2015				

Main and Strongs

	Bike	Ped	Other	
2018	78	183	2	Sunny, 80°
2017	86	243	5	Sunny, 80°
2016	58	282	6	Sunny, 68°
2015				

Whiting and Water

	Bike	Ped	Other	
--	------	-----	-------	--

2018	38	17	0	Sunny, 80°
2017	43	28	0	Sunny, 80°
2016	23	14	2	Sunny, 68°
2015				

Jefferson/Wisconsin and Division

	Bike	Ped	Other	
2018	34	45	0	Sunny, 80°
2017	58	43	1	Sunny, 80°
2016				

Michigan and Stanley

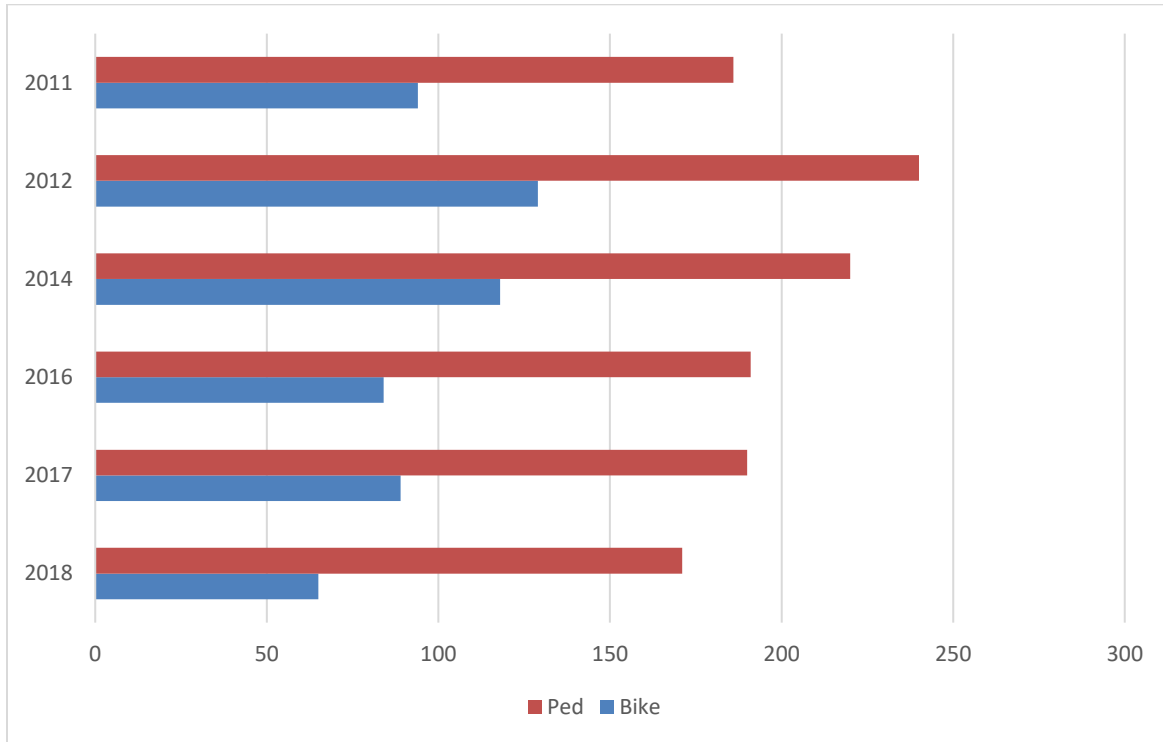
	Bike	Ped	Other	
2017	42	55	4	Sunny, 80°

Minnesota and Stanley

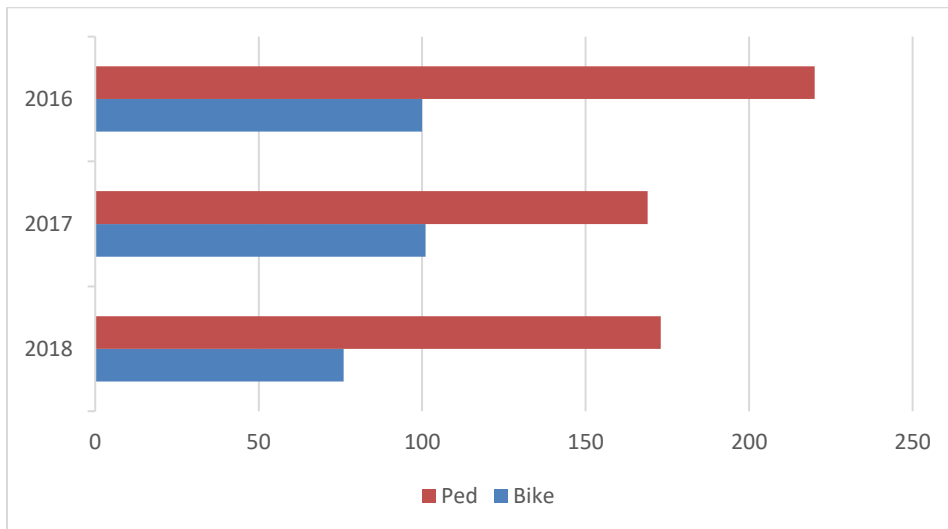
	Bike	Ped	Other	
2018	34	32	1	Sunny, 80°

# Stevens Point Bike-Ped Count Comparisons, 2018 September Weekday, 3:30 – 5:30 pm

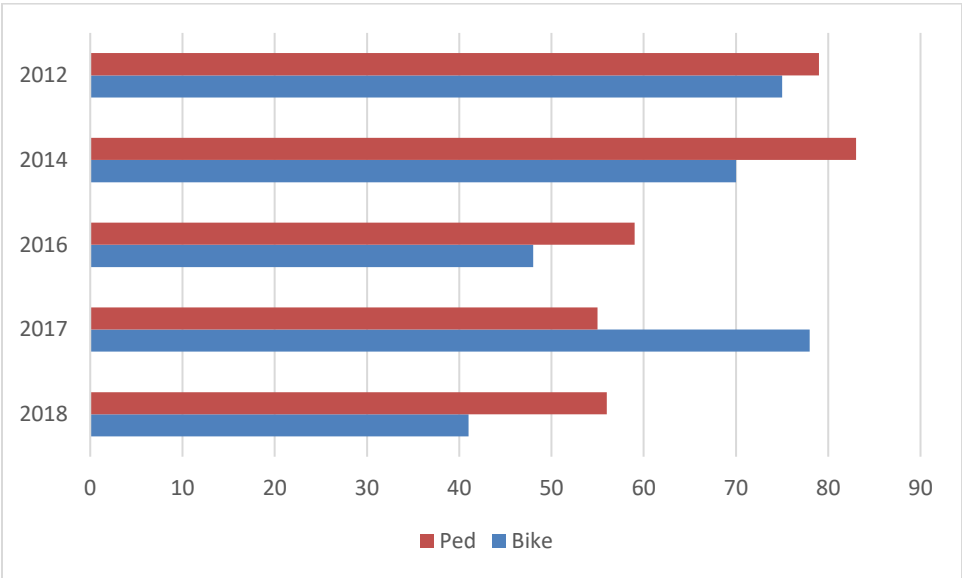
## Fourth and Division



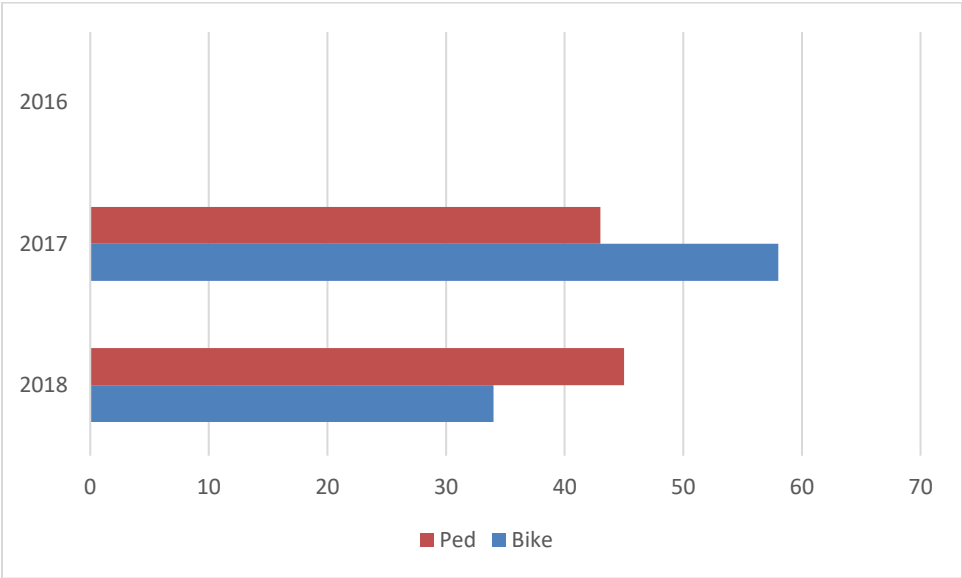
## Franklin and Division



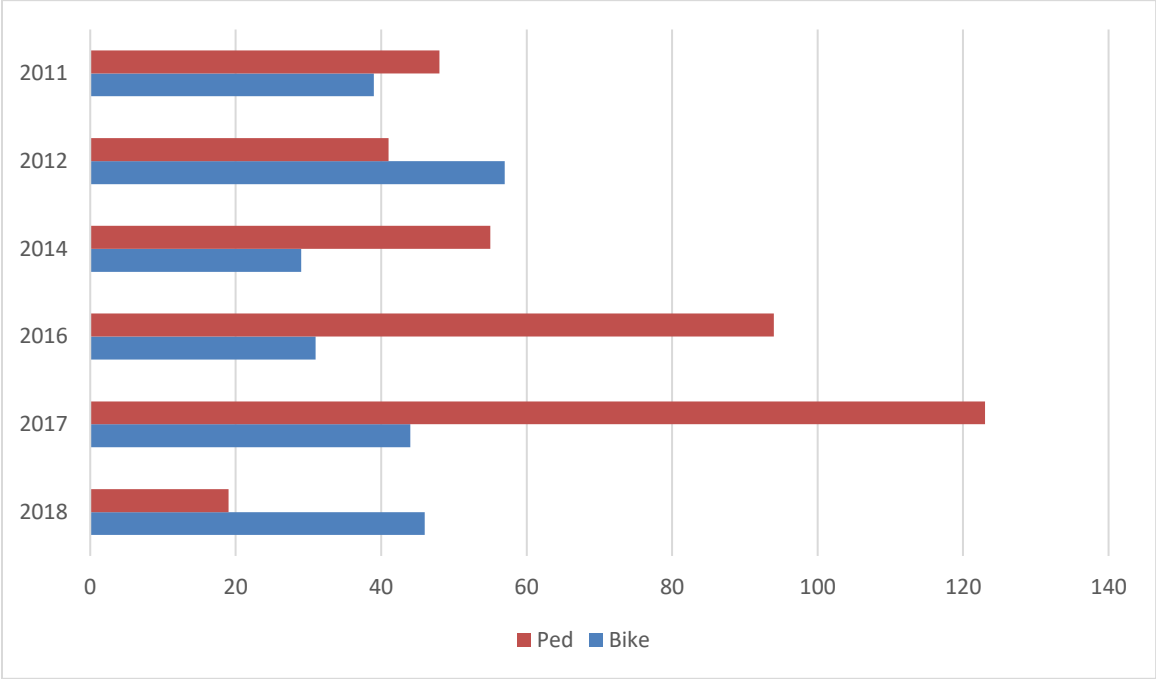
### Main and Division



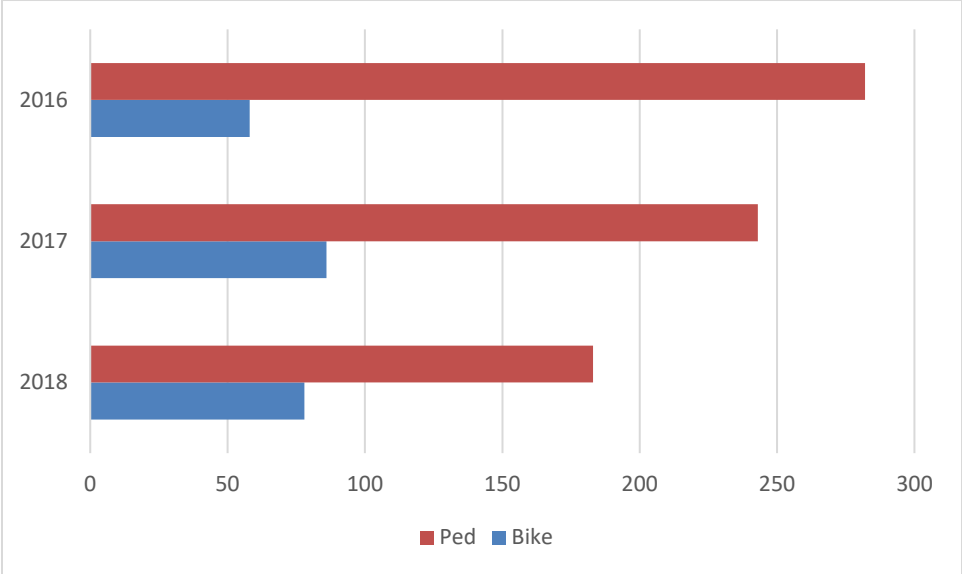
### Jefferson/Wisconsin and Division



### Crosby and Water

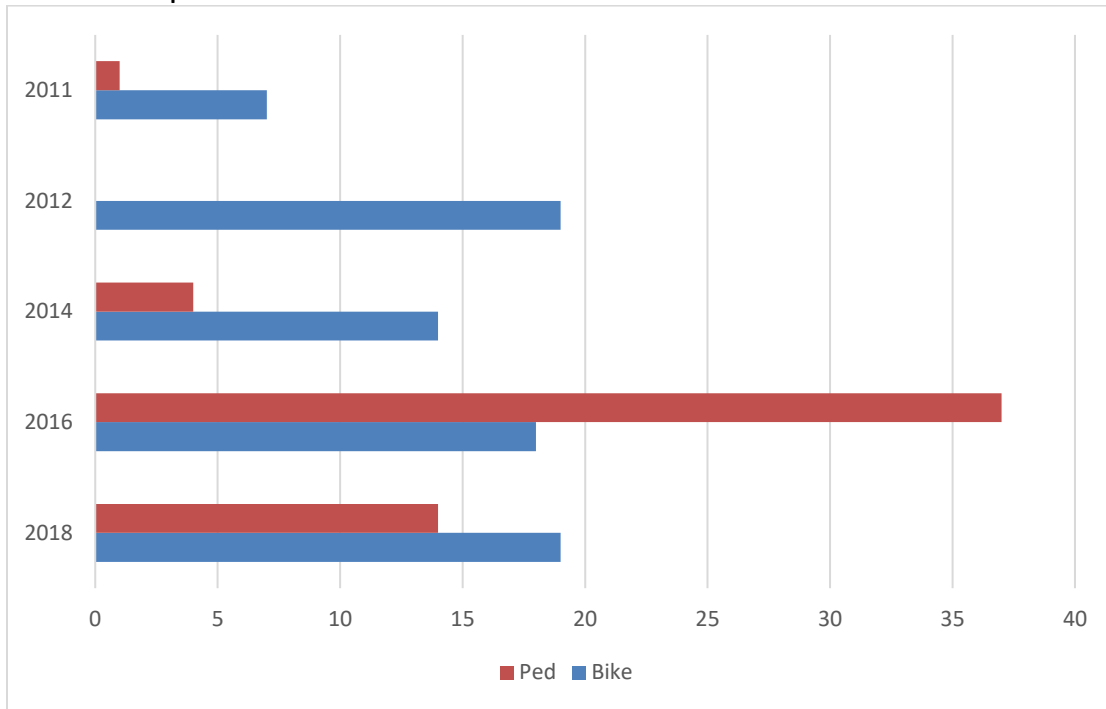


### Main and Strongs

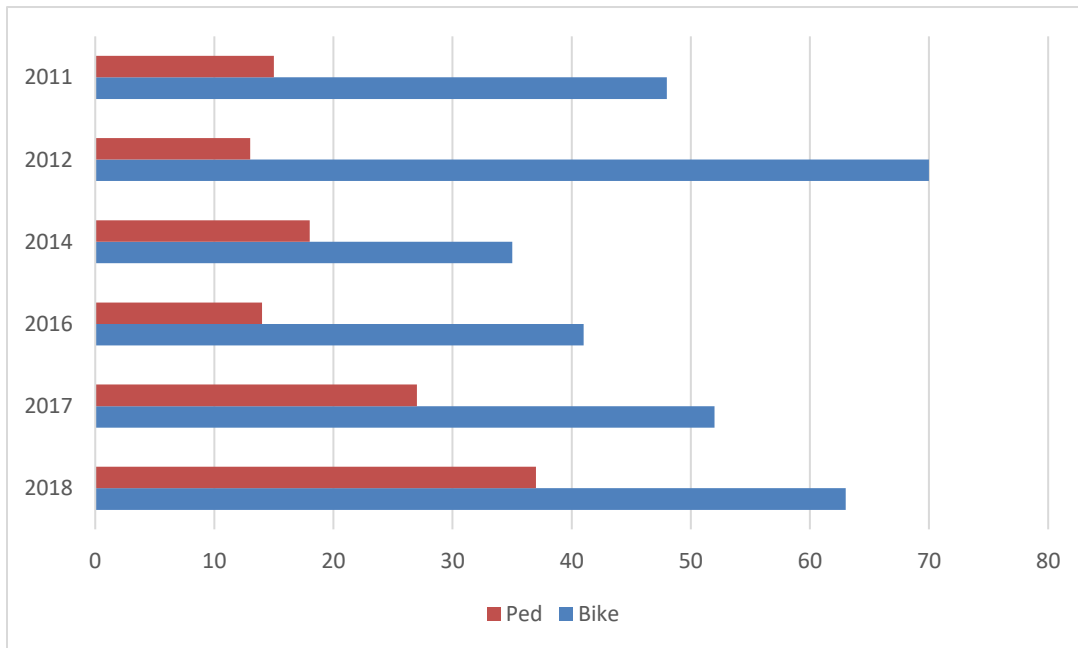




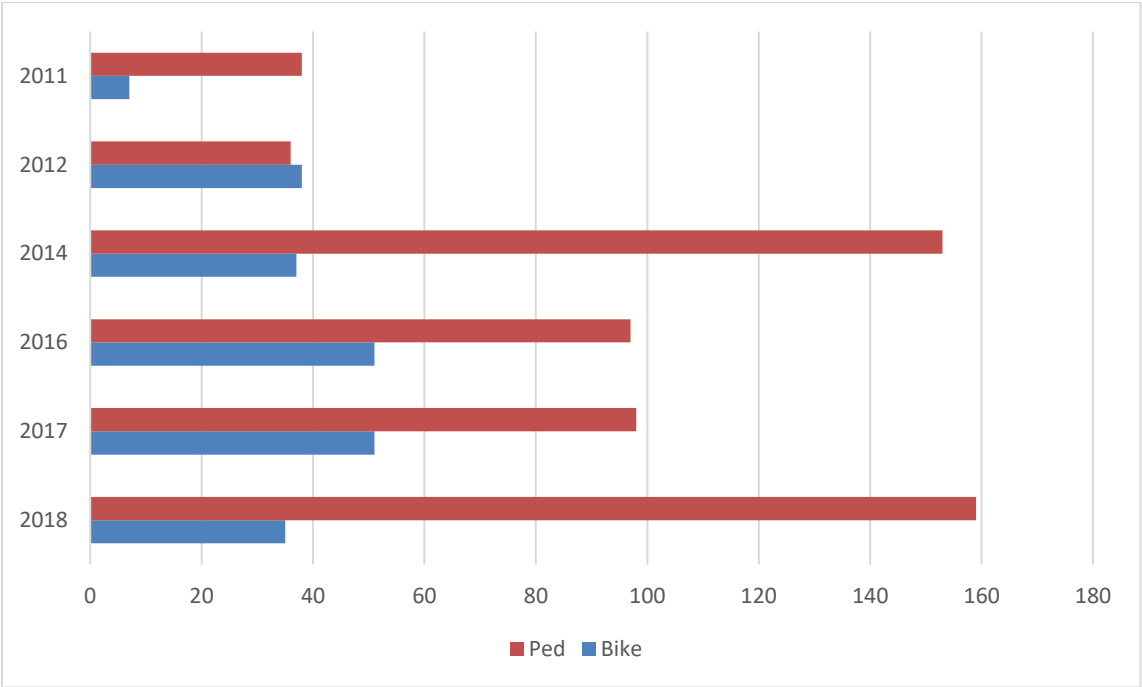
### I-39 Underpass at Joerns Drive



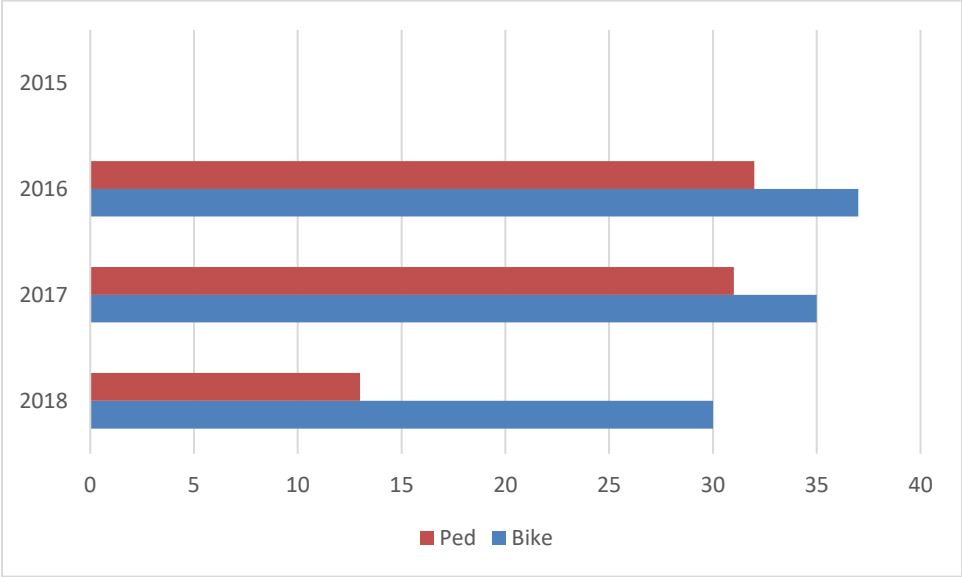
### Patch and Green Circle



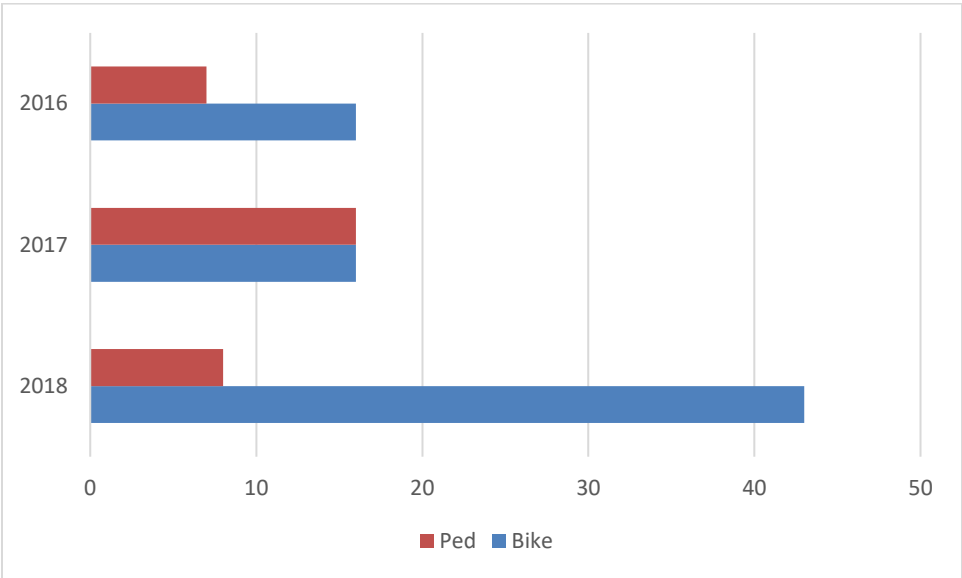
### Northpoint and Michigan/Reserve



### Jefferson and Michigan



### West River and Clark



### Whiting and Water

